



Third Quarter Fiscal 2021 Results

Earnings Call Presentation

May 6, 2021

Safe Harbor for Forward-Looking Statements

This document contains "forward-looking statements" within the meaning of the Private Security Litigation Reform Act of 1995. All statements regarding the Company's business outlook, including the Company's GAAP and adjusted fiscal 2021 guidance; other plans; objectives; forecasts; goals; beliefs; business strategies; future events; business conditions; results of operations; financial position and business outlook and trends; and other information, may be forward-looking statements. Words such as "might," "will," "may," "could," "should," "estimates," "expects," "continues," "contemplates," "anticipates," "projects," "plans," "potential," "predicts," "intends," "believes," "forecasts," "future," "assumes," and variations of such words or similar expressions are intended to identify forward-looking statements. These statements are based on management's expectations and assumptions and are subject to risks and uncertainties that may cause actual results to differ materially from those expressed, or implied by, these forward-looking statements.

Factors that could cause actual results to differ materially from those contemplated by the forward-looking statements include: the Company's expectations regarding the potential impacts on the Company's business of the outbreak of the COVID-19 pandemic; the Company's success in obtaining, retaining and selling additional services to customers; the pricing of the Company's products and services; overall market and economic conditions, including interest rate and foreign currency trends, and technology trends; adverse global economic conditions and credit markets and volatility in the countries in which we do business; auto sales and related industry changes; competitive conditions; changes in regulation; changes in technology, security breaches, interruptions, failures and other errors involving the Company's systems; availability of skilled technical employees/labor/personnel; the impact of new acquisitions and divestitures; employment and wage levels; availability of capital for the payment of debt service obligations or dividends or the repurchase of shares; any changes to the Company's credit ratings and the impact of such changes on financing costs, rates, terms, debt service obligations, access to capital market and working capital needs; the impact of the Company's indebtedness, access to cash and financing, and ability to secure financing, or financing at attractive rates; the onset of or developments in litigation involving contract, intellectual property, competition, shareholder, and other matters, and governmental investigations; and the ability of the Company's significant stockholders and their affiliates to significantly influence the Company's decisions or cause it to incur significant costs.

There may be other factors that may cause the Company's actual results, performance or achievements to differ materially from those expressed in, or implied by, the forward-looking statements. The Company gives no assurances that any of the events anticipated by the forward-looking statements will occur or, if any of them do, what impact they will have on its results of operations and financial condition. You should carefully read the factors described in the Company's reports filed with the Securities and Exchange Commission ("SEC"), including those discussed under "Part I, Item 1A. Risk Factors" in its most recent Annual Report on Form 10-K and its most recent Quarterly Report on Form 10-Q for a description of certain risks that could, among other things, cause the Company's actual results to differ from any forward-looking statements contained herein. These filings can be found on the Company's website at <https://investors.cdkglobal.com> and the SEC's website at www.sec.gov.

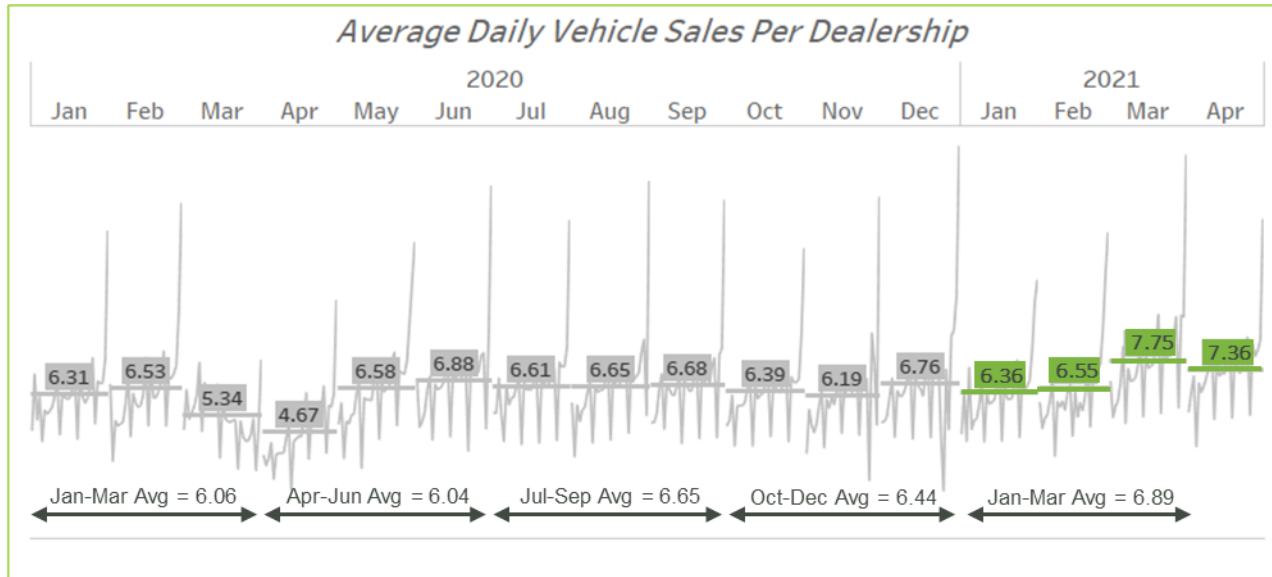
All forward-looking statements speak only as of the date of this document even if subsequently made available by the Company on its website or otherwise. The Company disclaims any obligation to update or revise any forward-looking statements that may be made to reflect new information or future events or circumstances that arise after the date made or to reflect the occurrence of unanticipated events, other than as required by law.

Third Quarter Fiscal 2021 Executive Summary

- Results for Continuing Operations:
 - Revenue of \$433 million, Adj. EBITDA of \$166 million and Adj. EPS of \$0.69
- Record high number of total company sites and RPS
- Achieved highest auto site increase since 2016
- 9th quarter in a row with year-over-year site growth in Auto; over 1% growth
- Fortellis transactions over 27 million in quarter
- Closed \$1.45 billion sale of International Business
- Reduced debt and leverage ratio
- Share repurchase plans announced
- Tightened ranges of full-year guidance

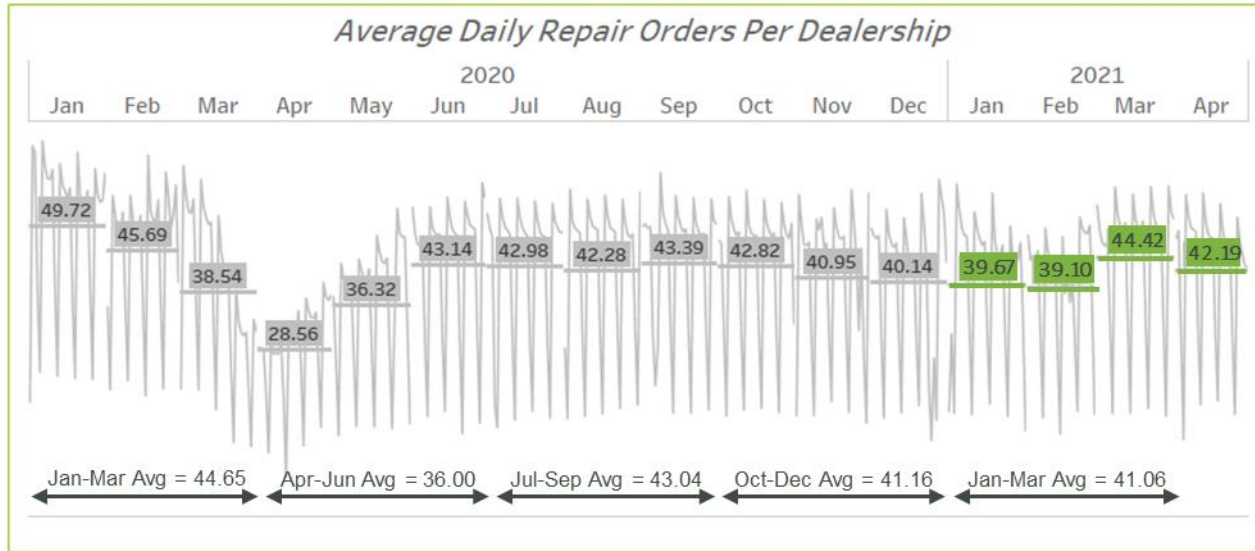
CDK Data Trends – Vehicle Sales

January 1, 2020 through April 30, 2021



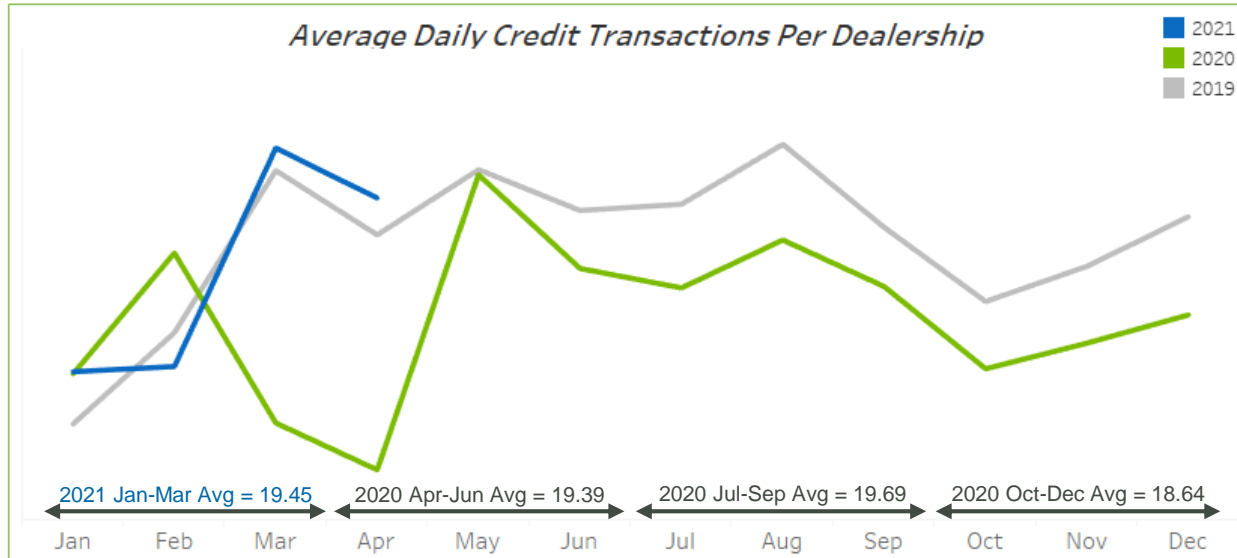
CDK Data Trends – Repair Orders

January 1, 2020 through April 30, 2021



CDK Data Trends – Credit Transactions

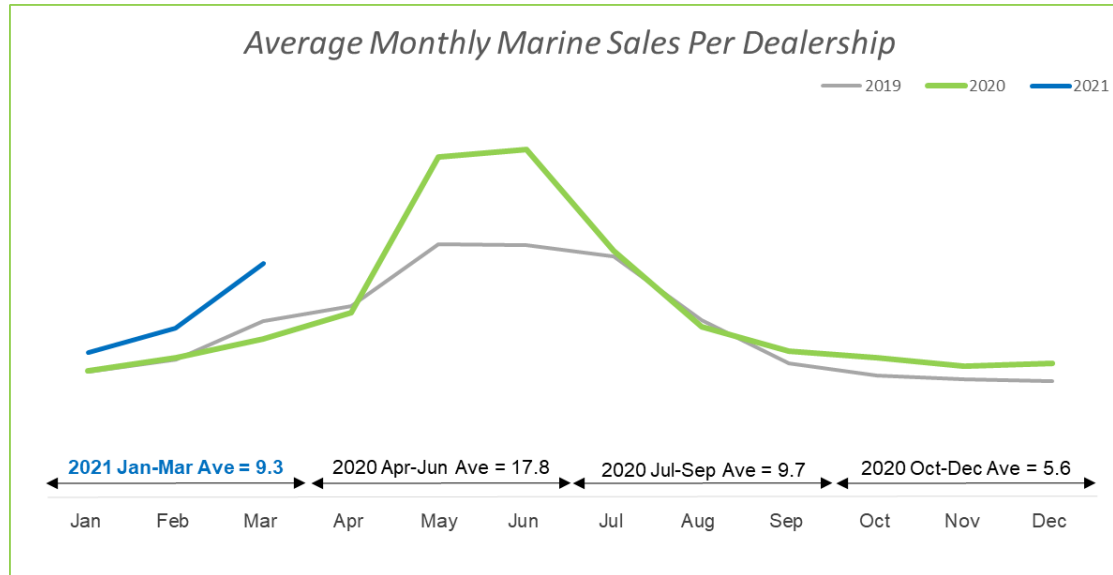
January 1, 2019 through April 30, 2021



CDK Data Trends – Marine Sales

January 1, 2019 through March 31, 2021

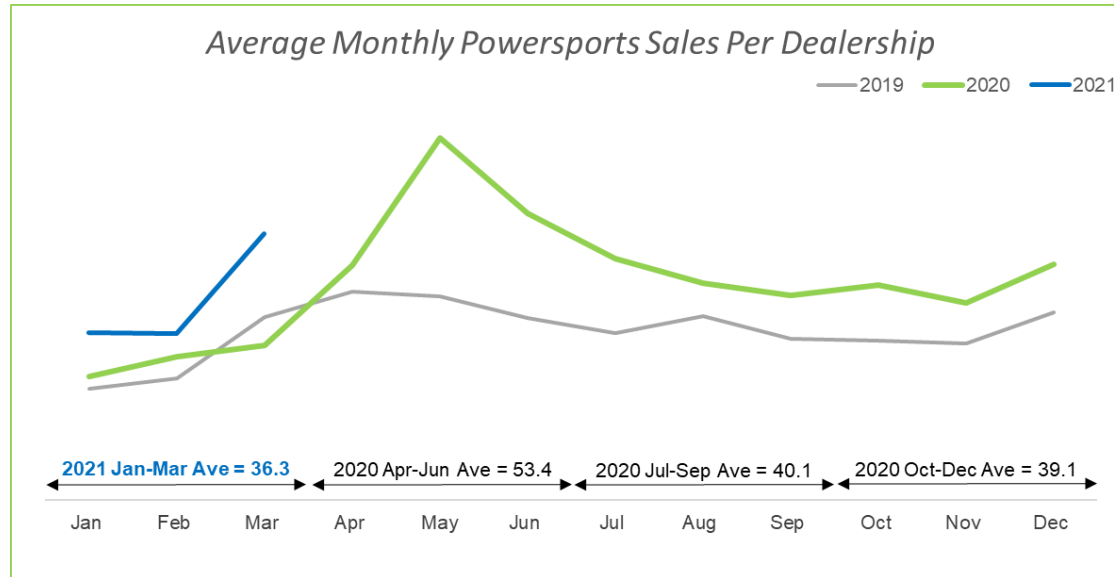
Marine products include Boat and Personal Watercraft



CDK Data Trends – Powersports Sales

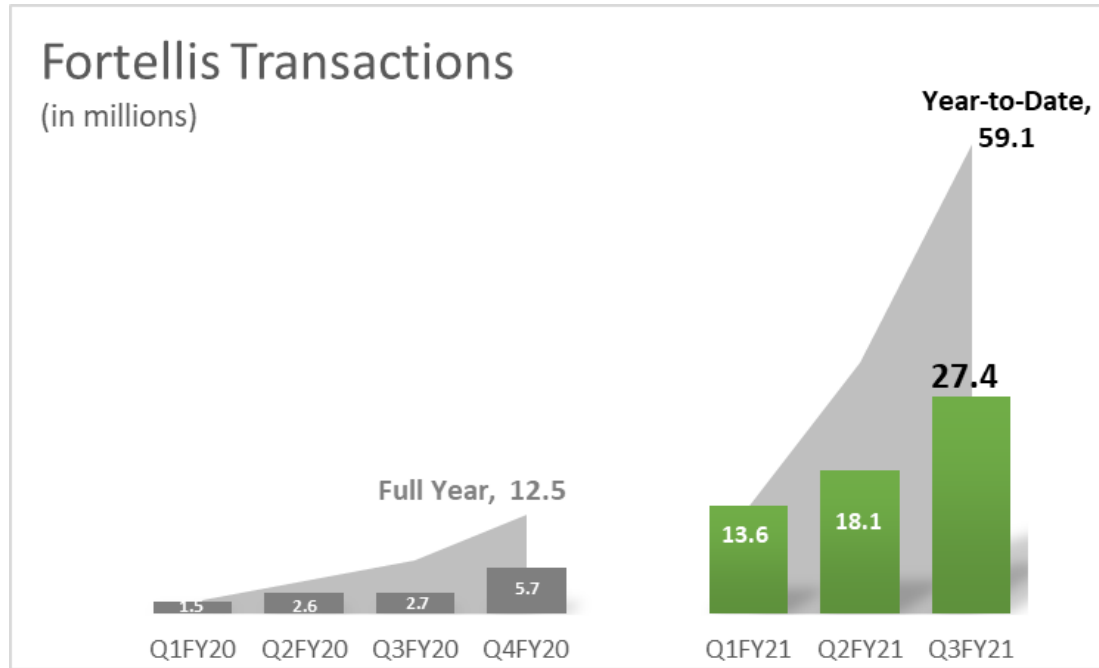
January 1, 2019 through March 31, 2021

Powersports products include Motorcycle, ATV/UTV, Scooter and Snowmobile

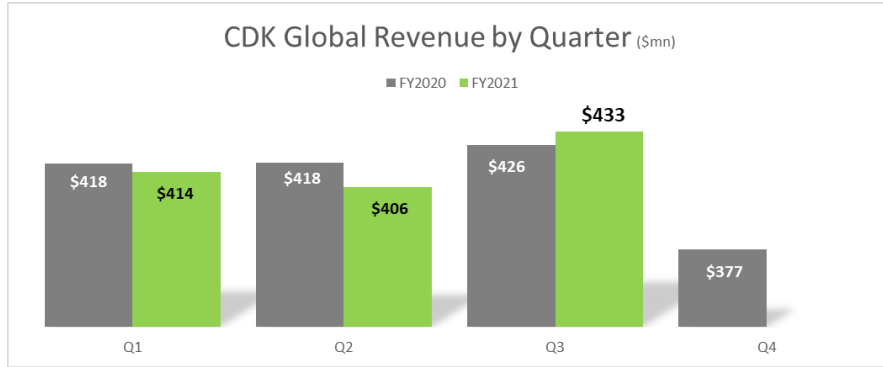


CDK Fortellis Transactions

Number of Transactions (exchanges of data) per quarter and year-to-date March 31, 2021

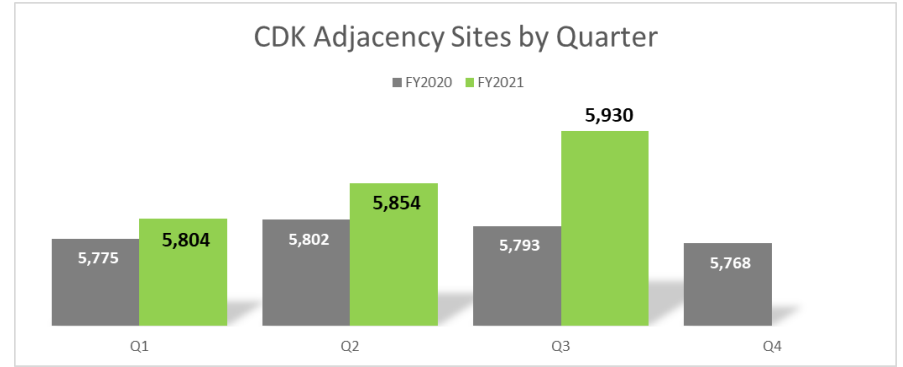
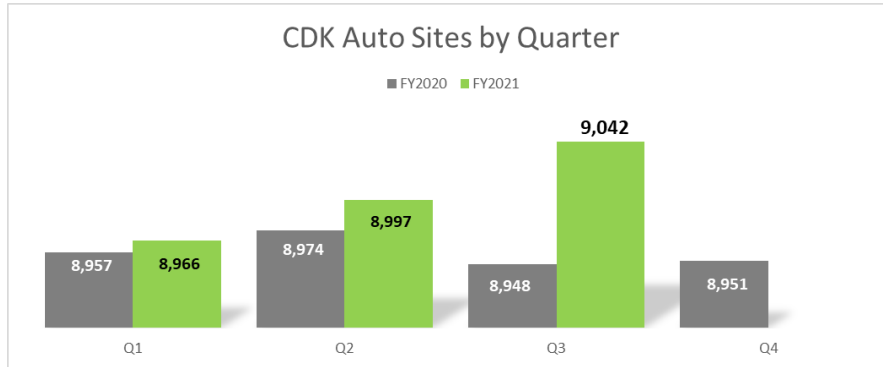


Q3 Fiscal 2021 CDK Revenue, Sites and RPS

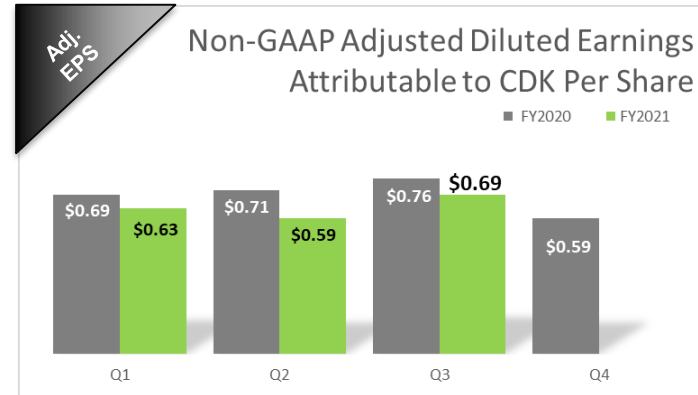
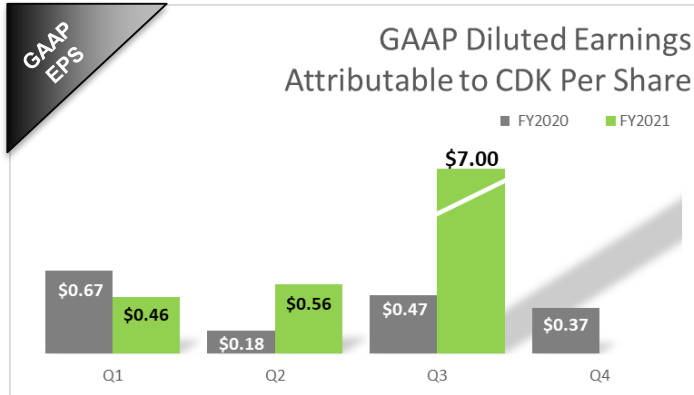
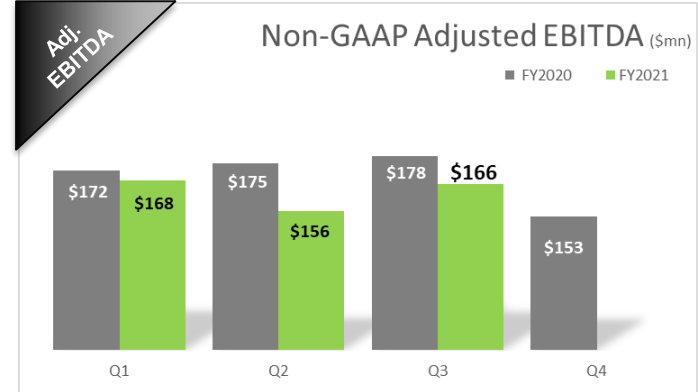
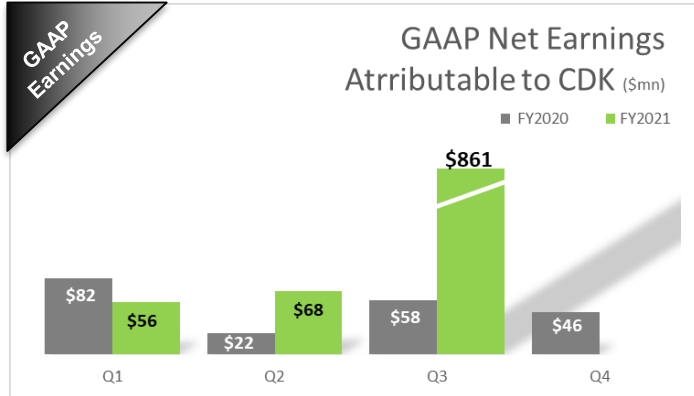


\$9,153
Auto RPS*
2% YoY

\$1,849
Adjacency RPS*
4% YoY



Q3 Fiscal 2021 CDK Earnings and EPS Trends



A reconciliation of the most directly comparable GAAP measure to each Non-GAAP (adjusted) measure can be found in the tables accompanying our May 6, 2021 press release that we furnished to the SEC and posted to the "Financial Information" section of our Investor Relations website, <https://investors.cdkglobal.com>. All Non-GAAP (adjusted) information is based on continuing operations only and does not include the International Business, which is presented as discontinued operations and prior year amounts have been reclassified.

Q3 Fiscal 2021 Financial Results

CDK Global, Inc.

Third Quarter Fiscal 2021 Results

CDK Global, Inc. <i>(\$ million except per share)</i>	Q3 2021	Change from Q3 2020
Revenue	\$ 433.1	+2%
GAAP Earnings before income taxes	71.2	-35%
Non-GAAP Adjusted earnings before income taxes	112.3	-9%
GAAP Diluted earnings attributable to CDK per share	7.00	n/m
Non-GAAP Adjusted diluted earnings attributable to CDK per share	0.69	-9%
GAAP effective tax rate	33.8 %	470 bps
Non-GAAP effective tax rate	22.7 %	-30 bps
GAAP Net earnings attributable to CDK	860.9	n/m
GAAP Net earnings attributable to CDK margin	198.8 %	n/m
Non-GAAP Adjusted EBITDA	166.3	-6%
Non-GAAP Adjusted EBITDA margin	38.4 %	-330 bps

A reconciliation of the most directly comparable GAAP measure to each Non-GAAP (adjusted) measure can be found in the tables accompanying our May 6, 2021 press release that we furnished to the SEC and posted to the "Financial Information" section of our Investor Relations website, <https://investors.cdkglobal.com>. All Non-GAAP (adjusted) information is based on continuing operations only and does not include the International Business, which is presented as discontinued operations and prior year amounts have been reclassified.

Fiscal 2021 Guidance

Given on May 6, 2021

CDK Global, Inc. - GAAP BASIS	PREVIOUS FY 2021 GAAP GUIDANCE	CURRENT FY 2021 GAAP GUIDANCE
<i>(\$ million except per share)</i>		
Revenue	\$1,660 - \$1,710	\$1,660 - \$1,700
GAAP Diluted earnings attributable to CDK per share	\$8.10 - \$8.40	\$8.30 - \$8.45
GAAP Net earnings attributable to CDK	\$990 - \$1,030	\$1020 - \$1,040
GAAP Effective tax rate	29% - 30%	31% - 32%

CDK Global, Inc. - Non-GAAP BASIS	PREVIOUS FY 2021 ADJ. GUIDANCE	CURRENT FY 2021 ADJ. GUIDANCE
<i>(\$ million except per share)</i>		
Revenue	\$1,660 - \$1,710	\$1,660 - \$1,700
Non-GAAP Adjusted diluted earnings attributable to CDK per share ..	\$2.45 - \$2.75	\$2.50 - \$2.65
Non-GAAP Adjusted EBITDA	\$640 - \$680	\$640 - \$660
Non-GAAP Adjusted effective tax rate	26% - 27%	26 - 27%

Appendix

Glossary of Non-GAAP (Adjusted) Measures

Within this presentation, we disclose certain financial measures for our consolidated results on both a GAAP and a non-GAAP (adjusted) basis. The non-GAAP financial measures disclosed should be viewed in addition to, and not as an alternative to, results prepared in accordance with GAAP. Our use of each of the following non-GAAP financial measures may differ from similarly titled non-GAAP financial measures presented by other companies, and other companies may not define these non-GAAP financial measures, or reconcile them to the comparable GAAP financial measures, in the same way. A reconciliation between the following non-GAAP measures and their most comparable GAAP measure and an explanation of why management believes the non-GAAP measures are useful for both management and investors can be found at the end of the press release posted to our Investor Relations website, <https://investors.cdkglobal.com>, in the “Financial Information” section and furnished by us to the SEC on May 6, 2021.

Non-GAAP (Adjusted) Financial Measure	Comparable GAAP Financial Measure
Adjusted earnings before income taxes	Earnings before income taxes
Adjusted provision for income taxes	Provision for income taxes
Adjusted net earnings attributable to CDK	Net earnings attributable to CDK
Adjusted diluted earnings attributable to CDK per share	Diluted earnings attributable to CDK per share
Adjusted EBITDA	Net earnings attributable to CDK
Adjusted EBITDA margin	Net earnings attributable to CDK margin
Free cash flow from continuing operations	Net cash flows provided by operating activities